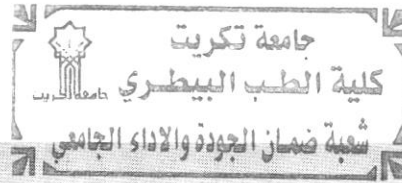


تعمارة

Ministry of Higher Education and Scientific Research  
Scientific Supervision and Scientific Evaluation Apparatus  
Directorate of Quality Assurance and Academic Accreditation  
Accreditation Department



# Academic Program and Course Description Guide

2024

## **Introduction:**

The educational program is a well-planned set of courses that include procedures and experiences arranged in the form of an academic syllabus. Its main goal is to improve and build graduates' skills so they are ready for the job market. The program is reviewed and evaluated every year through internal or external audit procedures and programs like the External Examiner Program.

The academic program description is a short summary of the main features of the program and its courses. It shows what skills students are working to develop based on the program's goals. This description is very important because it is the main part of getting the program accredited, and it is written by the teaching staff together under the supervision of scientific committees in the scientific departments.

This guide, in its second version, includes a description of the academic program after updating the subjects and paragraphs of the previous guide in light of the updates and developments of the educational system in Iraq, which included the description of the academic program in its traditional form (annual, quarterly), as well as the adoption of the academic program description circulated according to the letter of the Department of Studies T 3/2906 on 3/5/2023 regarding the programs that adopt the Bologna Process as the basis for their work.

In this regard, we can only emphasize the importance of writing an academic programs and course description to ensure the proper functioning of the educational process.

## Concepts and terminology:

**Academic Program Description:** The academic program description provides a brief summary of its vision, mission and objectives, including an accurate description of the targeted learning outcomes according to specific learning strategies.

**Course Description:** Provides a brief summary of the most important characteristics of the course and the learning outcomes expected of the students to achieve, proving whether they have made the most of the available learning opportunities. It is derived from the program description.

**Program Vision:** An ambitious picture for the future of the academic program to be sophisticated, inspiring, stimulating, realistic and applicable.

**Program Mission:** Briefly outlines the objectives and activities necessary to achieve them and defines the program's development paths and directions.

**Program Objectives:** They are statements that describe what the academic program intends to achieve within a specific period of time and are measurable and observable.

**Curriculum Structure:** All courses / subjects included in the academic program according to the approved learning system (quarterly, annual, Bologna Process) whether it is a requirement (ministry, university, college and scientific department) with the number of credit hours.

**Learning Outcomes:** A compatible set of knowledge, skills and values acquired by students after the successful completion of the academic program and must determine the learning outcomes of each course in a way that achieves the objectives of the program.

**Teaching and learning strategies:** They are the strategies used by the faculty members to develop students' teaching and learning, and they are plans that are followed to reach the learning goals. They describe all classroom and extra-curricular activities to achieve the learning outcomes of the program.

Academic Program Description Form

University Name: Tikrit university

Faculty/Institute: College of Veterinary Medicine

Scientific Department: internal medicine, surgery and obstetrics


Academic or Professional Program Name: Veterinary Medicine

Final Certificate Name: BSc degree in Veterinary Medicine

Academic System: Course

Description Preparation Date: 5/10/2023

File Completion Date: 21/21/2024




Signature:

Head of Department Name:

Ass.Prof. Dr. Montaser Mohamed hilal

Date: 21/21/2024

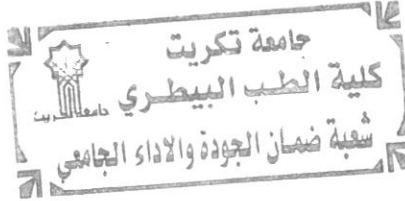


Signature:

Scientific Associate Name:

Ass. Prof. Delhkeel H Hidry

Date: 21/21/2024



The file is checked by:

Department of Quality Assurance and University Performance

Director of the Quality Assurance and University Performance Department:

Date: 21-2-2024

Signature:



م.م سيف خليل ابراهيم



### **1. Program Vision**

The College of Veterinary Medicine / Tikrit University seeks to become an educational, research and extension institution and to be a pioneer and distinguished in order to advance the educational process and advance it regionally and internationally by adhering to Arab and international quality assurance standards and policies and university performance and achieving excellence and creativity in the field of the veterinary medicine profession by creating competencies. Veterinary medicine is able to keep pace with scientific development in the field of the profession, as this is done through developing and updating the curriculum so that graduates can perform their work efficiently in accordance with the need of the labor market and provide the best service to society.

### **2. Program Mission**

The basic outputs of the college are to prepare distinguished, competent graduates in the field of veterinary medicine by relying on the outputs of the College of Veterinary Medicine as basic building blocks for primary and postgraduate studies to serve the country's livestock. This is done by developing the curriculum in a way that is compatible with the spirit of the times and modernity. The college is also committed, through its mission, to honesty and quality in education at all levels. In addition to encouraging distinguished research projects for teachers in accordance with the needs of society and the labor market. The college also seeks to achieve excellence in preparing students with solid academic preparation that qualifies them to serve the community in the field of specialization. It also works to establish values and ideals among the college's members and students.

### **3. Program Objectives**

The College of Veterinary Medicine aims to raise the scientific level of undergraduate and graduate students and build their capabilities at the scientific and applied levels, and work to direct scientific research in the applied direction in the field of veterinary medicine and livestock and protect humans from common diseases by combating them and carrying out awareness and educational campaigns to prevent them, as well as graduating doctors. Veterinarians are able to perform their work in the field of community service with high efficiency through the scientific capabilities available at the college, including laboratories, the consulting office, and the veterinary teaching hospital, examining and treating various field animals, poultry, and fish ponds, supervising and treating them, and providing consultations in the field of care and nutrition of animals, poultry, and fish in order to obtain a food product. Safe from healthy animal origin and free of diseases, spreading environmental and cultural awareness of the importance of veterinary medicine in serving society and developing the environment, focusing on the educational and moral aspect of the student and spreading the spirit of dedication, tolerance and commitment.

**4. Program Accreditation**

Not found

**5. Other external influences**

Not found

**6. Program Structure**

Program Structure	Number of Courses	Study Unit	Percentage	Reviews*
Institution Requirements	90	90		Basic course
College Requirements	Yes			
Department Requirements	Yes			
Summer Training	Yes			
Other				

\* This can include notes whether the course is basic or optional.

**7. Program Description**

Year/Level	Course Code	Course Name	Credit Hours	
2023-2024/5th stage	VEC5117	Reproduction techniques	2 theoretical	2 practical

**8. Expected learning outcomes of the program**

Knowledge	
	<p>The student learns methods of examining animals and how to take samples for laboratory examination</p> <p>The student learns laboratory examination methods and how to diagnose medical conditions</p> <p>The student must have sufficient scientific background in various animal diseases</p> <p>The student must have sufficient scientific background on different animal reproduction methods</p> <p>The student should have sufficient information to know the diseases common to humans and ways to prevent them</p> <p>The student must be familiar with the diseases and problems that the animal may be exposed to during pregnancy and birth.</p>

<b>Skills</b>	
	Subject-specific skills 1- Planning skills (preparing the student to be able to deal with the lesson and understand the topics that will be presented during the lecture by choosing effective teaching methods) 2 - Executive skills (preparing the student to have the ability to prepare for the lesson by asking questions, varying the stimuli, and changing the tone of voice) 3 – Evaluation skills (knowledge of questions and their types, preparation of tests, critical feedback)
<b>Ethics</b>	
	Developing students' abilities to share ideas

### 9. Teaching and Learning Strategies

- 1- The lecture
- 2- Field visits and field and laboratory training
- 3- Training courses in the field of specialization
- 4- Holding seminars and discussions

### 10. Evaluation methods

- 1- Written tests
- 2- Oral and practical tests
- 3- Sudden and quick questions
- 4- Daily posts and reports

### 11. Faculty

#### Faculty Members

Academic Rank	Specialization		Special Requirements/Skills (if applicable)		Number of the teaching staff	
	General	Special			Staff	Lecturer
professor	Veterinary medicine and surgery	Reproduction techniques			staff	

#### Professional Development

##### Mentoring new faculty members

Briefly describes the process used to mentor new, visiting, full-time, and part-time faculty at the institution and department level.

**Professional development of faculty members**

Using modern educational methods

**12. Acceptance Criterion**

(Establishing regulations related to enrollment in the college or institute)

**13. The most important sources of information about the program**

- The college and university website.
- Methodological books approved by the Ministry of Higher Education and Scientific Research.

**14. Program Development Plan**

- 1- Increasing field visits to government and private projects
- 2- Encouraging visits to the college library and the university's central library
- 3- Urging students to benefit from summer training in veterinary centers and the teaching hospital
- 4- Improving research projects and graduation projects.



**Program Skills Outline**

				Required program Learning outcomes												
Year/Level	Course Code	Course Name	Basic or optional	Knowledge				Skills				Ethics				
				A1	A2	A3	A4	B1	B2	B3	B4	C1	C2	C3	C4	
2023-2024	VEC5117	Reproduction techniques	Basic		x		x	X						x		

- Please tick the boxes corresponding to the individual program learning outcomes under evaluation.

## Course Description Form

1. Course Name:					
Reproduction techniques					
2. Course Code:					
<b>VEC5117</b>					
3. Semester / Year:					
2023-2024/ second year					
4. Description Preparation Date:					
20/2/2024					
5. Available Attendance Forms:					
Attendance					
6. Number of Credit Hours (Total) / Number of Units (Total)					
30 hours. 2 hours per week					
7. Course administrator's name (mention all, if more than one name)					
Name: lecturer Ali Aziz Abd Email: : aliaziz2235@tu.edu.iq					
8. Course Objectives					
1- Graduating veterinarians capable of examining animals and diagnosing and treating diseases					
2- Graduating a veterinary cadre capable of supervising livestock fields and stations					
3- Graduating a cadre of veterinarians capable of working in artificial insemination cent					
4- Graduating a cadre of veterinarians who are able to diagnose problems that occur to animals during pregnancy and childbirth and how to treat them.					
5- The branch holds seminars to develop the capabilities of veterinarians working in animal husbandry sector and veterinary clinics in the field of artificial insemination ; methods of increasing fertilization.					
9. Teaching and Learning Strategies					
<b>Strategy</b>		1- Educational strategy, collaborative conc planning. 2- Brainstorming education strategy. 3- Education Strategy Notes Series			
<b>10.Course structure</b>					
week	Hours	Required Learning Outcomes	Unit or subject name	Learning method	Evaluation method
1	2 hrs. theoretic	ultrasonograrhy	The history of the discover of ultrasonograrhy and its types	Lecture and explanation	Daily exam questions and discussion
	2 hrs. practical	Clinical applicat of ultrasonograp	The student's knowledge of how to use the ultrasonograrhy	Lecture and explanation	Daily exam questions and discussion
2	2 hrs. theoretic	Oestrous synchronization	Study of the synchronization of estrus in various animals	Lecture and explanation	Daily exam questions and discussion

	2 hrs. practical	Oestrous synchronization	The most important methods for synchronization estrus in animals	Lecture and explanation practice	Daily exam questions and discussion
3	2 hrs. theoretic	Super ovulation	The benefit of Super ovulation	Lecture and explanation	Daily exam questions and discussion
	2 hrs. practical	Super ovulation	The most important methods of making Super ovulation	Lecture and explanation ppt	Daily exam questions and discussion
4	2 hrs. theoretic	Sperm sexing	The history of naturalization of sperm and methods of extraction	Lecture and explanation	Daily exam questions and discussion
	2 hrs. practical	Sperm sexing	The most important methods used to sex sperm	Lecture and explanation	Daily exam questions and discussion
5	2 hrs. theoretic	Embryo transfer	The most important embryo transfer techniques	Lecture and explanation	Daily exam questions and discussion
	2 hrs. practical	Embryo transfer	The most important embryo transfer techniques	Lecture and explanation	Daily exam questions and discussion
6	2 hrs. theoretic	Cloning and splitting of emb	History of cloning	Lecture and explanation	Daily exam questions and discussion
	2 hrs. practical	Cloning and splitting of emb	The most important methods of cloning	Lecture and explanation and practice	Daily exam questions and discussion
7	2 hrs. theoretic	In vitro fertilization	Studying the different methods of external fertilization	Lecture and explanation	Daily exam questions and discussion
	2 hrs. practical	In vitro fertilization	Studying the different methods of external fertilization	Lecture and explanation and practice	Daily exam questions and discussion
8	2 hrs. theoretic	Laparoscopic intrauterine insemination	Using the endoscope for vaccination	Lecture and explanation	Daily exam questions and discussion
	2 hrs. practical	Laparoscopic intrauterine insemination	Knowing the correct method of the operation	Lecture and explanation and practice	Daily exam questions and discussion
9	2 hrs. theoretic	Suppress of reproductive activity	Knowing ways to stop reproduction in animals	Lecture and explanation	Daily exam questions and discussion
	2 hrs. practical	Suppress of reproductive activity	The most important ways to suppress the effectiveness of reproduction	Lecture and explanation and practice	Daily exam questions and discussion

10	2 hrs. theoretic	Ovarietomy and castration	The benefit of removing the ovaries and testicles	Lecture and explanation	Daily exam questions and discussion
	2 hrs. practical	Ovarietomy and castration	The most important methods of removing ovaries and testicles	Lecture and explanation and practice	Daily exam questions and discussion
11	2 hrs. theoretic	Control on pube age	Used in various animals	Lecture and explanation	Daily exam questions and discussion
	2 hrs. practical	Control on pube age	The most important programs used to control the age of puberty	Lecture and explanation and practice	Daily exam questions and discussion
12	2 hrs. theoretic	Method oocyte collection	The most important methods of collecting eggs	Lecture and explanation	Daily exam questions and discussion
	2 hrs. practical	Method oocyte collection	The most important methods of collecting eggs	Lecture and explanation ppt	Daily exam questions and discussion

#### 11- Course Evaluation

The distribution is as follows: 20 marks for monthly exams. 5 daily exams and quizzes, 5 reports, 10 practical exams. 60 marks for final exams

#### 12- Learning and Teaching Resources

Required textbooks (curricular books, if any)	Veterinary Reproduction & Obstetrics
Main references (sources)	Handbook of Veterinary Obstetrics
Recommended books and references (scientific journals, reports...)	<p>Large animal Theriogenology .</p> <ul style="list-style-type: none"> <li>• □ Arthur, Reproduction in farm animals, 2001.</li> <li>• □ Pregnancy and parturition , 2nd</li> </ul>
Electronic References, Websites	College of Veterinary Medicine website electronic lectures google class room